


ET BLACK MODULE

Monocrystalline

ET-M660255BB	255W
ET-M660250BB	250W
ET-M660245BB	245W
ET-M660240BB	240W
ET-M660235BB	235W

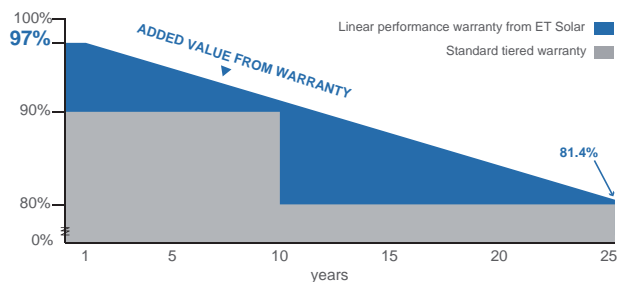


Features

- Low iron tempered safety glass, self-cleaning & anti-reflective layer with higher light absorption and minimal surface dust
- Anodized aluminum frame improving corrosion resistance
- Industry leading performance at low irradiation environment by Photon test
- 0 to +5W positive tolerance for mainstream products
- Withstand high wind loads and snow loads
- EL screening to eliminate product defects
- Cell encapsulation EVA Gel Content and Peel Strength Test
- Potential-Induced Degradation (PID) free for customizable solar module

Benefits

- 25-year transferrable power output warranty warrants no more than 0.65% \times P_{max} lower than the previous year
- 10-year warranty on materials and workmanship
- Product liability insurance
- Local technical support
- Local warehousing
- 48 hour-response service



IEC 61215 Ed.2
IEC 61730



BABT8510



Towards Excellence

M/ET-CP-EN-EU2013V1

www.etsolar.com

ELECTRICAL SPECIFICATIONS



Model Type	ET-M660255BB	ET-M660250BB	ET-M660245BB	ET-M660240BB	ET-M660235BB
Peak Power (Pmax)	255W	250W	245W	240W	235W
Module Efficiency	15.67%	15.37%	15.06%	14.75%	14.44%
Maximum Power Voltage (Vmp)	30.91V	30.43V	30.08V	30.12V	29.69V
Maximum Power Current (Imp)	8.25A	8.22A	8.15A	8.02A	7.92A
Open Circuit Voltage (Voc)	37.82V	37.70V	37.40V	37.37V	37.01V
Short Circuit Current (Isc)	8.88A	8.69A	8.61A	8.60A	8.49A
Power Tolerance	-1% to +3%	0 to +5W	0 to +5W	0 to +5W	0 to +5W
Maximum System Voltage	DC 1000V				
Nominal Operating Cell Temperature	45.3±2°C				
Series Fuse Rating (A)	20A				
Number of Bypass Diode	3				

MECHANICAL SPECIFICATIONS

Cell type	156mm x 156mm
Number of cells	60 cells in series
Weight	19.32kg(42.59 lbs)
Dimensions	1640×992×40 mm (64.57×39.06×1.57 inch)
Max Load	5400Pascals (112 lb/ft ²)

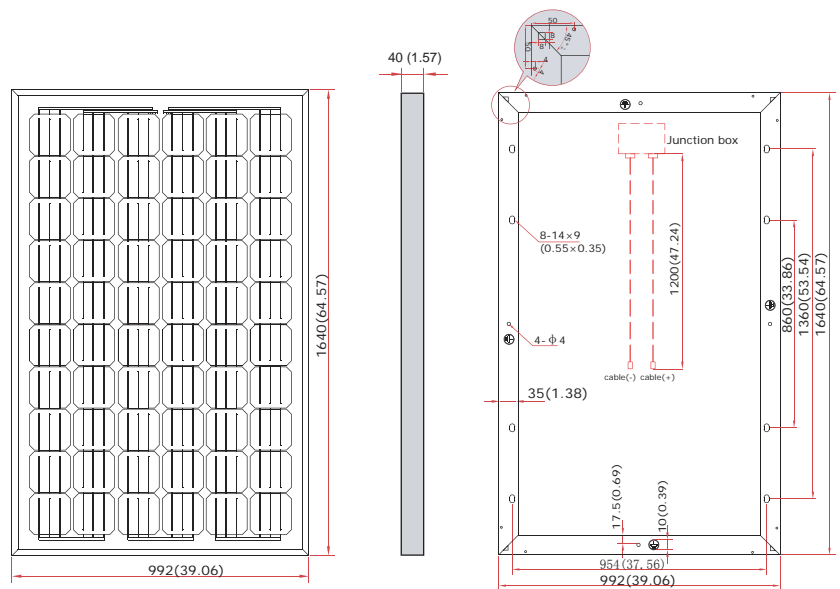
TEMPERATURE COEFFICIENT

Temp. Coeff. of Isc (TK Isc)	0.02%/°C
Temp. Coeff. of Voc (TK Voc)	-0.31 %/°C
Temp. Coeff. of Pmax (TK Pmax)	-0.44 %/°C

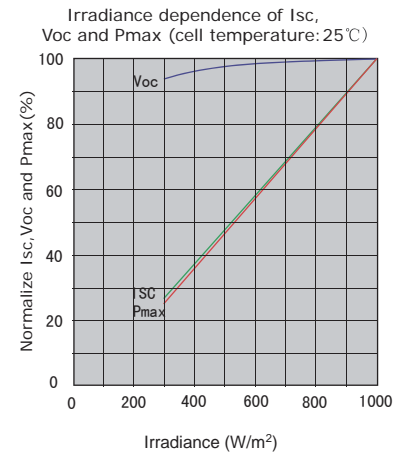
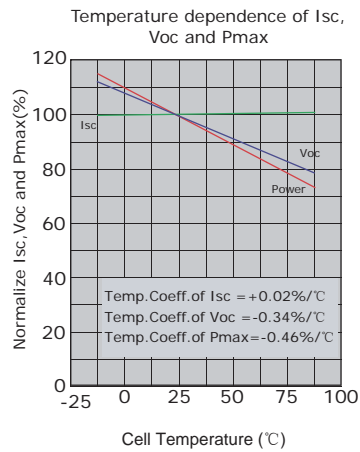
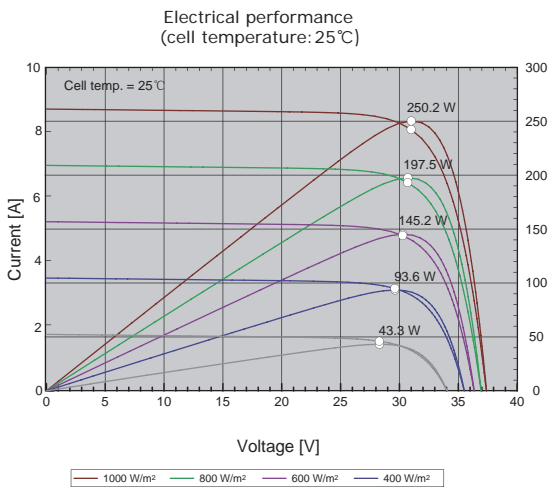
BIG CARTON PACKING MANNER

Container	20' GP	40' GP
Pieces per Pallet	26	26
Pieces per Container	312	728

PHYSICAL CHARACTERISTICS Unit:mm (inch)



ELECTRICAL CHARACTERISTICS



Note: the specifications are obtained under the Standard Test Conditions (STCs): 1000 W/m² solar irradiance, 1.5 Air Mass, and cell temperature of 25 °C. The NOCT is obtained under the Test Conditions : 800 W/m², 20°C ambient temperature, 1 m/s wind speed, AM 1.5 spectrum.

Please contact support@etsolar.com for technical support. The parameters are for reference only, and are subject to change without notice or obligation.